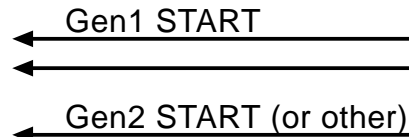
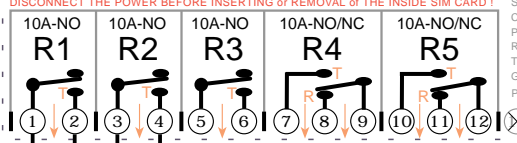



Generator battery negative ALSO To ground "GND".

SMS CONTROLLER TYPE: GX8L

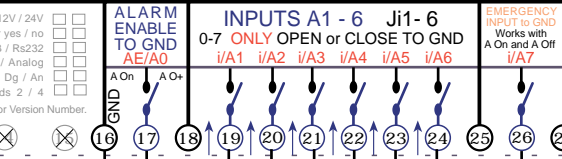


Edit R1 with SMS [E0000 ER1 GEN1]
 Start [0000 GEN1 ON]
 Stop [0000 GEN1 OFF]



R3 to R5 can be used to switch any high power devices. R1 to R5 can also be automatically switch by inputs/sensor user-programmed edges.

[CODE T1 18 25] will send SMS warning below 18° and above 25°.
 [CODE YG 30 85.5] will send SMS warning when Humidity becomes; >85.5%, and < to 30%.



Alarm ON; [0000 A on]
 Alarm Off; [0000 A off]

Edit A1 by SMS [0000 EA1 OIL-G1]
 Edit A3 by SMS [0000 EA3 DOOR-1]

Send [0000 s] to the controller reply with a status SMS showing the Output and Input states.....

SOS alarm push switch. Work while A=ON + OFF

Any sensor can be connected from A1 to A7. The circuit only needs be opened or closed.

- All "GND" are connected together.
- Tous les GND sont interconnectés.
- Subject to minor modifications.
- See GX8L manual for full info's.

SMS CONTROLLER BASIC INSTALLATION EXAMPLE	TYPE: GX8L 12V 35mA
155 x 90 x 60mm	REV: DB NL 2011